

Zoom: Joining Home Video Visits Using a Computer



Before the appointment: Download Zoom and Test

Download Zoom App

Go to www.zoom.us/download and download the Zoom app on your device. It is recommended to download the app well in advance of your video visit appointment.

Zoom Client for Meetings

The web browser client will download automatically when you start or join your first Zoom meeting, and is also available for manual download here.


 Download

Version 5.4.9 (59931.0110)

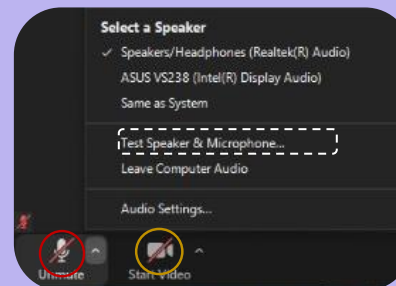
Test Zoom App on Device


Once Zoom has finished downloading, check the audio and video on your device by starting a test call.


Go to <https://zoom.us/test> and click on the 'Join' button, this will start a test call in the Zoom app.


A video preview window will open, select 'Join with Video'. This will launch a test call on Zoom. During the call, test the microphone, speakers and video of your device.

Zoom Audio and Video Functions



Use the arrow  above the microphone button and click on the 'Test Speaker & Microphone' option, to check audio.

 **Mute/unmute:** to turn microphone on or off.

 **Video:** to turn video function on or off.

These options can be found on the left side corner at the bottom of the screen




On the day of the appointment: Launch Video Visit

Topic: Test
 Time: Jan 14, 2021 02:00 PM Eastern Time (US and Canada)

Join Zoom Meeting
<https://zoom.us/j/98460343114?pwd=RmpXc0Z4ZjVabTY5RFN4cWVlbnNuZz09>

Meeting ID: 984 6034 3114
 Passcode: 387009

Once you install Zoom Client, click **Launch Meeting** below


 Launch Meeting

Please wait, the meeting host will let you in soon.

Test



Open the home video visit email sent to you by your provider and click on the Zoom link in the email. You do not need to create a Zoom account to join the home video visit.



A new window will open, click 'Launch Meeting' to start the video visit. Select 'Join with Video' and 'Join with Computer Audio' in the next window that opens.



Once you have joined the video visit, you will be placed in a virtual waiting room until your provider starts the video visit.