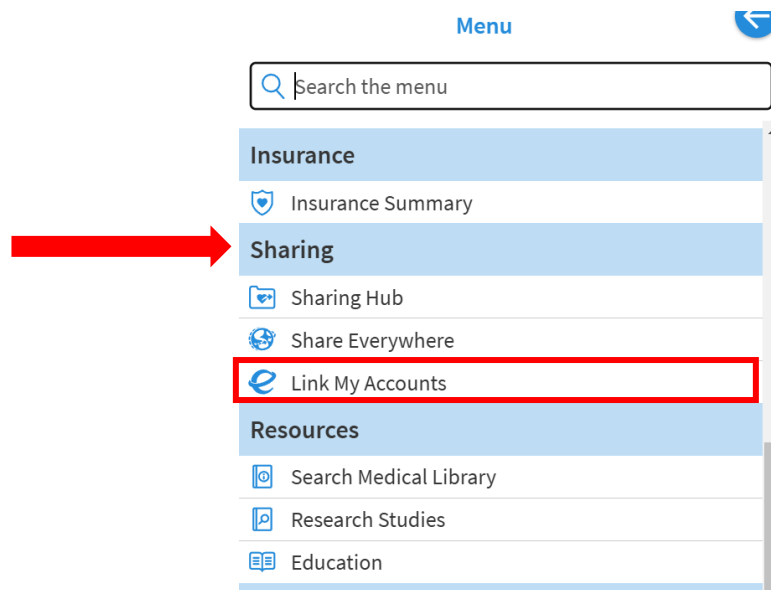
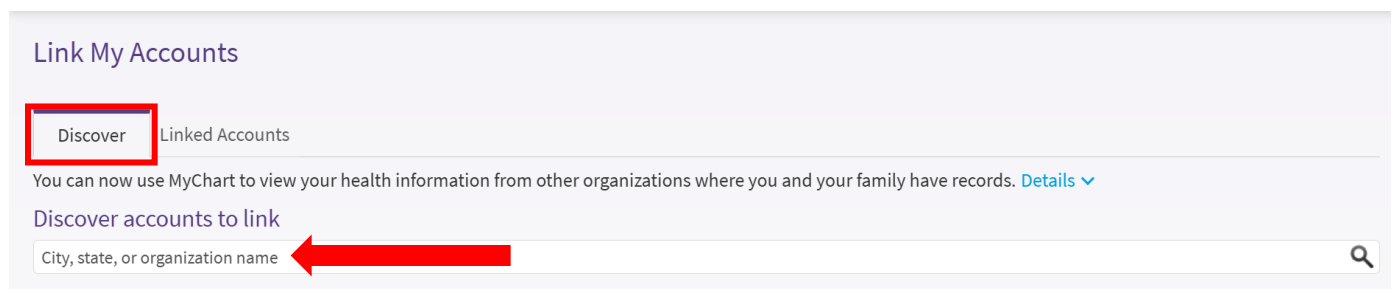


If you have a MyChart powered by Epic account at various hospitals, such as the University Health Network (UHN), Hospital for Sick Children or Hamilton Health Sciences, you can link these accounts. This allows you to log into one account and have access to all your linked accounts. To link your accounts, you must already have a MyChart account at Unity Health Toronto as well as the other hospital whose account you wish to link.

Under **Sharing**, click on **Link My Accounts** from the drop-down list.



Under the **Discover** tab, search for the other hospital to which you want to link your MyChart account in the **Discover Accounts to link** field.



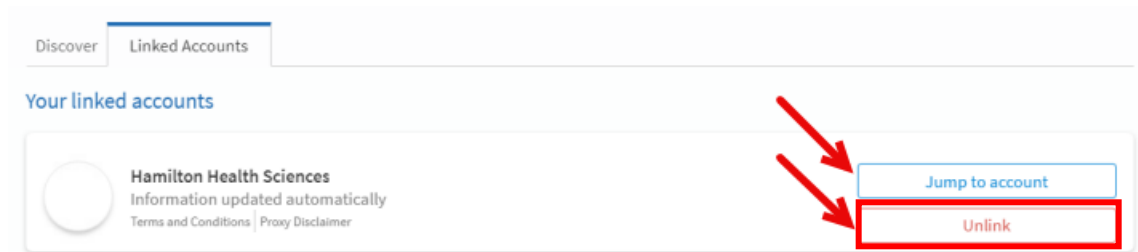
When you find the hospital you are looking for, click on it to select it. Click the **Link Account** button. This will redirect you to the login page of the MyChart account you are trying to link to.

The screenshot shows the 'Link My Accounts' page. At the top, there are tabs for 'Discover' and 'Linked Accounts'. Below the tabs, a message states: 'You can now use MyChart to view your health information from other organizations where you and your family have records. [Details](#)'. Underneath, there is a section titled 'Discover accounts to link' with a search bar containing the text 'hamil'. Below the search bar, it says '2 results were returned from your search.' The first result is for 'Hamilton Health Sciences Hamilton ON', which includes a logo and a 'Login Required' warning: 'You will temporarily leave MyChart to log in to your account with Hamilton Health Sciences. Your providers may not be able to see this linked information.' A green button labeled 'Link account' is highlighted with a red border.

Enter your username and password for the MyChart account you are linking to complete the setup.

The screenshot shows the Hamilton Health Sciences MyChart login page. At the top, there is the Hamilton Health Sciences logo. Below the logo, there are two input fields: 'MyChart Username' and 'Password'. A green button labeled 'Sign in' is positioned below the input fields. Underneath the 'Sign in' button, there are two links: 'Forgot username?' and 'Forgot password?'. Below these links, there are two blue buttons: 'Pay as Guest' and 'Proxy Attestation Form'. At the bottom of the page, there is the MyChart by Epic logo and the text 'MyChart® licensed from Epic Systems Corporation© 1999 - 2024'.

You will see the account you just linked under the **Linked Accounts** section. To switch between your MyChart accounts, click **Jump to account**. To remove the link between the accounts, click on **Unlink**.



Contact us

If you have any questions about MyChart or how to link accounts, please contact the Unity Health MyChart Support team.

Email: mychartsupport@unityhealth.to

Phone 416-864-5494