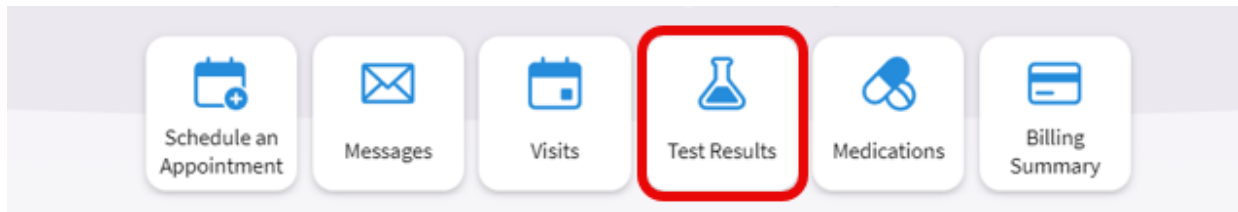


MyChart allows patients to review test results once they are released. You may be able to see your results before your health care team has had a chance to review them. You can choose to view your results or wait until your care team can discuss them with you.

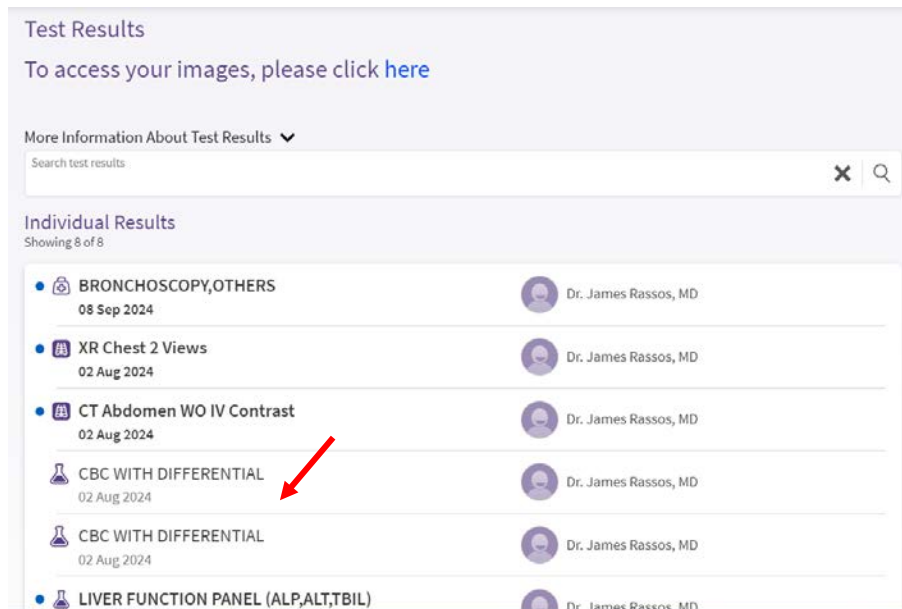
In busy care spaces, like the Emergency Department, every effort is made to serve you as quickly as possible, however you may need to wait to speak with your care team about your test results. We assure you that you will be seen in priority sequence and ask that you be please be patient with our staff and physicians.

It is important to discuss your test results with your care team, as they will provide you with the necessary information about your results and next steps.

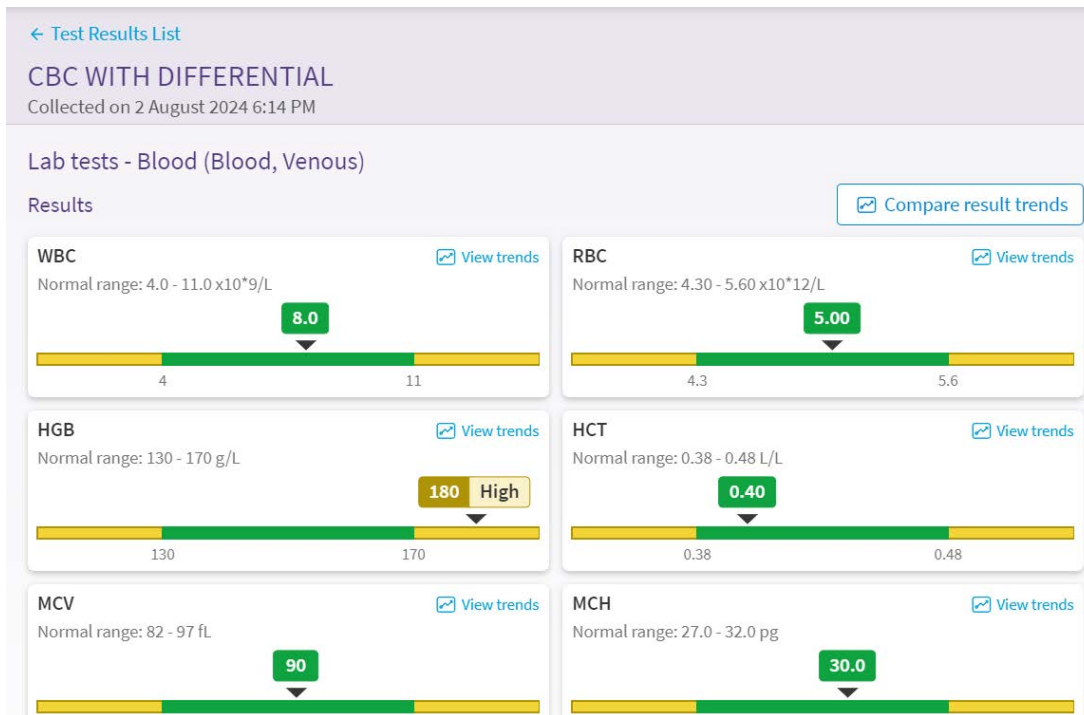
Click on **Test Results** in the main toolbar.



From the list of tests, click on a result to open it.

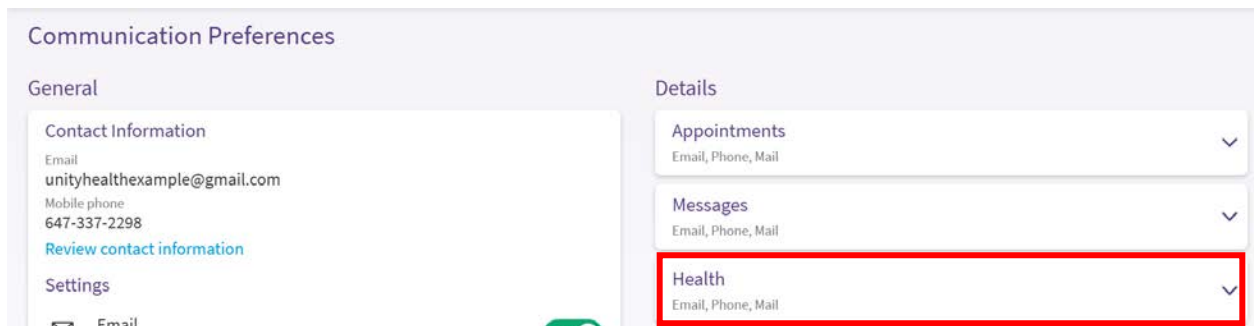


Lab test results will appear using a coloured graph. The normal range appears in green. If your result is out of this range, it will say if it is **High** or **Low**.



Important considerations

- You do not need to check your test results before your appointment.
- If you do not want to be notified of new test results in MyChart, you can turn off your **Test Result** notification in MyChart **Communication Preference** feature under the **Health** tab.



- If you have a question about a test result, please get in touch with the person who ordered the test.
- Some results may not appear in MyChart if the result is not yet final. If you have questions about why your result doesn't appear, contact the provider who ordered the test.

Contact Us

If you have any questions about MyChart please contact the Unity Health MyChart Support team.

Email: mychartsupport@unityhealth.to

Phone 416-864-5494