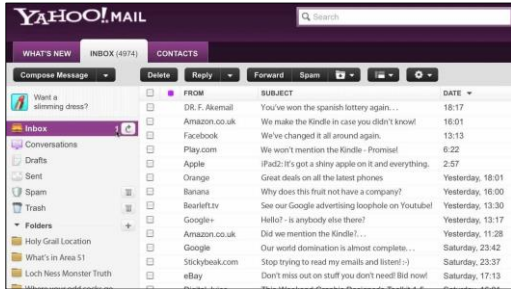


Technical Skills Checklist

Please complete this checklist to know your skill readiness to successfully participate in video visit. If you are not familiar with these skills, you may wish to get family assistance or let your clinic know.

1

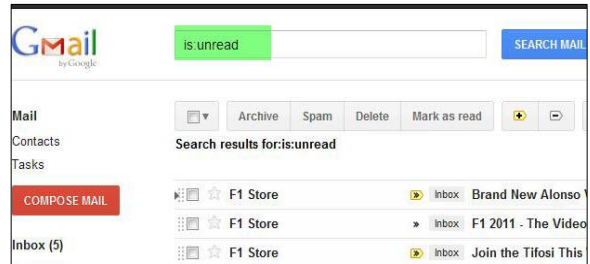


I regularly check emails

Yes

No

2



I can search for emails

Yes

No

3

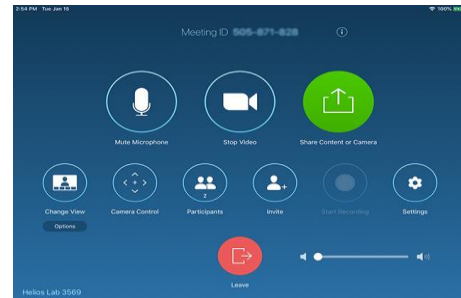


I know how to join a video call

Yes

No

4



I know how to mute/unmute, turn video on/off, end call

Yes

No

Make sure that you are connecting on the right date and time for your appointment. Join the video visit 15 minutes prior to your appointment time. You will be placed in a virtual waiting room until your care provider can see you. You will not see anyone else in the virtual waiting room.

Note: Even if you are technically ready, video visit may not always be an option. Your healthcare provider will use her/his professional judgement to decide the visit option that is in the best interest of your care.