


# Joining a Zoom Meeting for Patients (Mobile/ Tablets)

## Creating a Zoom Account

1. To Join Zoom Meetings you must first create an account. To begin, please go to <https://zoom.us/signup>
2. Follow the sign up procedure
3. Zoom will send a confirmation link to your email. Click on the link in the email to activate your Zoom account
4. Finalize the registration process by entering your password

## Download and Install Zoom for your Mobile Device or Tablet

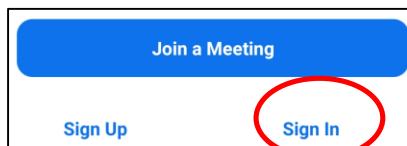
1. Next, Download the Zoom app from either the App Store (Apple) or PlayStore(Android) onto your mobile device



2. Open the Zoom App



3. To Sign in, enter the email and the password you used when creating the account

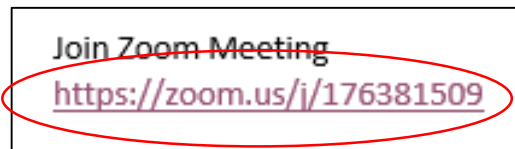


TaShanJonathan.Yiu@unityhealth.to
Password
Sign In

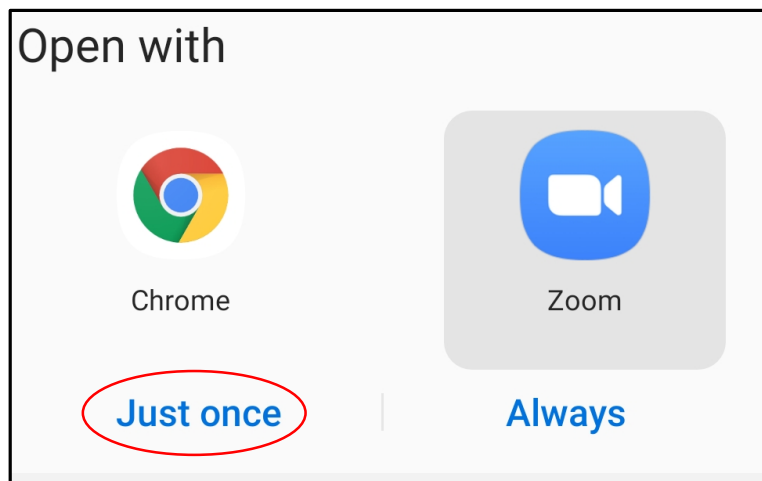
# Joining a Zoom Meeting for Patients (Mobile/ Tablets)

## How to Join a Zoom Meeting from your Mobile Device or Tablet

1. To join a Zoom Meeting, go to the email sent by the Clinical Team with Zoom Meeting Invite
2. Click on the “Zoom link” in the email to join the meeting



3. The device will prompt you to open Zoom. Select “ Zoom” and then select “Just Once” to join the meeting



4. You are now in the meeting. To get Audio and Video, select “Call via Device Audio” and “ Start Video” as shown below

